V500

OPERATING INSTRUCTIONS

SETTING UP

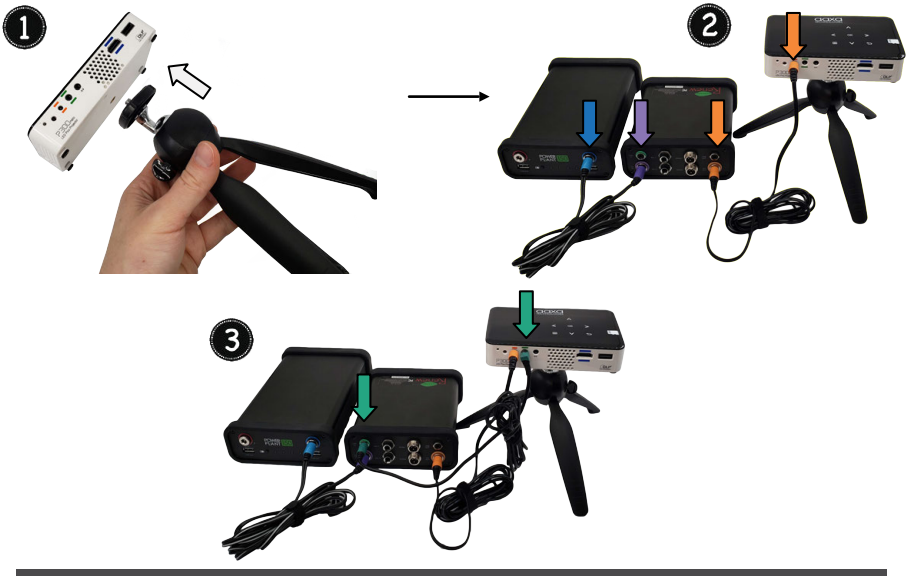

ADDING SPEAKERS



ADDING MIC



Ver 9.2020

PLAY VIDEO

1 Insert Card

2 Power ON Projector

3 Focus the Image

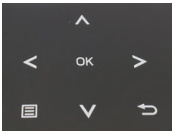

4 Navigate with Buttons

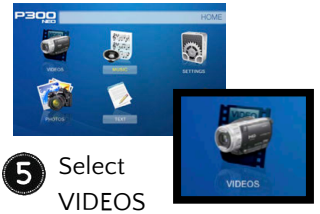

5 Select VIDEOS



6 Select SD Card

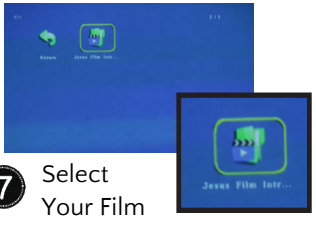

7 Select Your Film



8 Adjust Volume

CORE COMPONENTS

1. Projector
2. Amp
3. Battery
4. Amp Power Cable
5. Projector Cable
6. Audio Cable
7. Tripod
8. AC Adapter/Battery Charger
9. Mic + Cable
10. Speaker Cable
11. Horn Speaker

ACCESSORIES

12. Flashlight
13. LED Light
14. Car Battery Adapter/ Power Inverter
15. Multi-Country Adapter
16. Solar Panel Cable
17. Solar Panel