V1000

OPERATING INSTRUCTIONS

SETTING UP

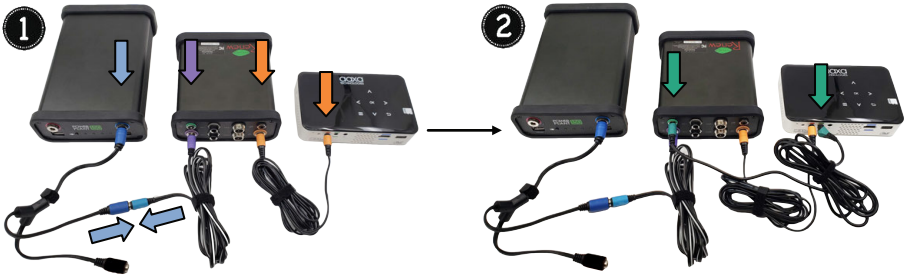

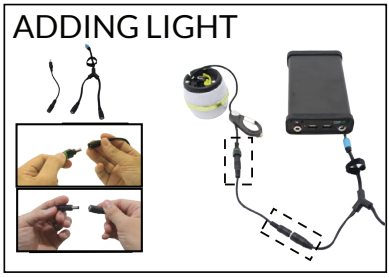

ADDING SPEAKERS

ADDING MIC

Ver 9.2020

PLAYVIDEO

1 Insert Card

2 Power ON Projector

3 Focus the Image



4 Navigate with Buttons

5 Select VIDEOS



6 Select SD Card

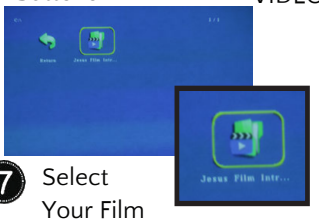

7 Select Your Film



8 Adjust Volume

COMPONENTS

1. Projector
2. Amp
3. Battery
4. Power Splitter
5. Projector Power
6. Audio Cable
7. Marine Speaker
8. Speaker Cables
9. Horn Speaker
10. Tripod
11. Screen + Poles
12. Mics + Cables
13. LED Light
14. AC Adapter/Battery Charger
15. Amp AC Power Cable
16. Multi-Country Adapter
17. Flashlight
18. Tripod Shelf
19. Solar Panel Cable
20. Area Light
21. Area Light Car Charger
22. Area Light Charger Adapter
23. Solar Panel
24. Car Battery Adapter/Power Inverter